

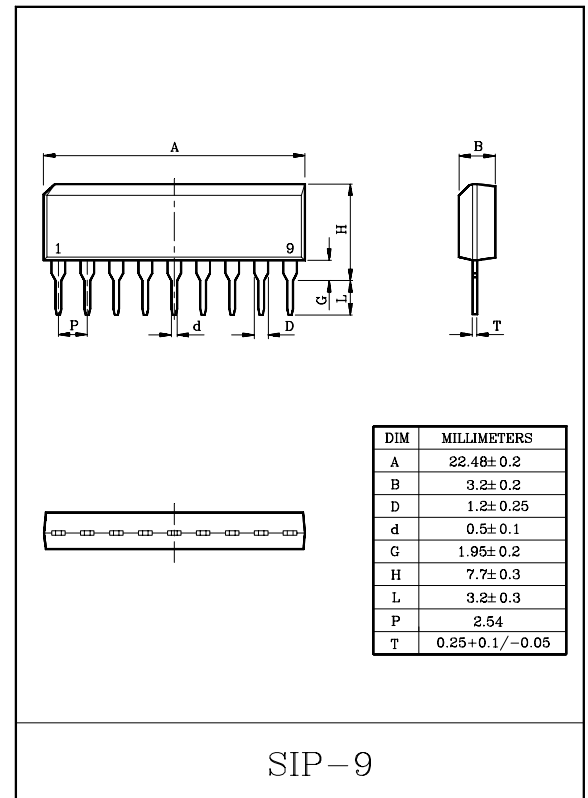
AUDIO POWER AMPLIFIER

FEATURES

- Designed for Output Power, Radio and Portable.
- Casset Tape Recorder.
- Output Power : $P_{OUT}=500\text{mW(Typ.)}$
at $V_{CC}=6\text{V}$, $R_L=8\Omega$, $\text{THD}=10\%$
- Wide Operating Supply Voltage Range
: $V_{CC}=4\sim 14\text{V}$
- Low Quiescent Current.
- Without Heat Sink.

MAXIMUM RATINGS ($T_a=25^\circ\text{C}$)

CHARACTERISTIC	SYMBOL	RATING	UNIT
Supply Voltage	V_{CC}	14	V
Output Current (Peak)	$I_{O(\text{Peak})}$	0.5	A
Power Dissipation	P_D	750	mW
Operating Temperature	T_{opr}	$-25\sim 75$	$^\circ\text{C}$
Storage Temperature	T_{stg}	$-55\sim 150$	$^\circ\text{C}$



ELECTRICAL CHARACTERISTICS

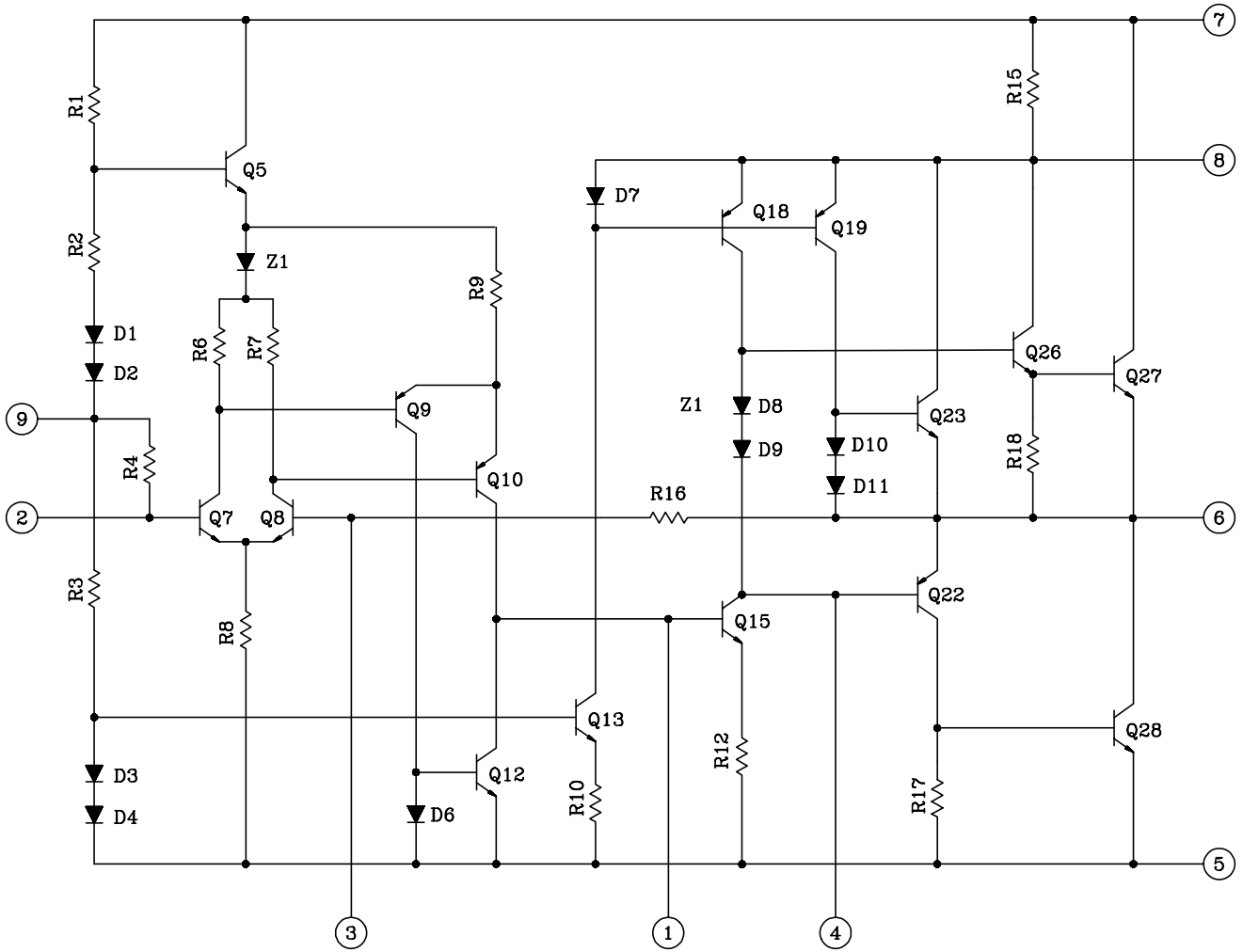
(Unless otherwise specified, $V_{CC}=6\text{V}$, $f=1\text{kHz}$, $T_a=25^\circ\text{C}$, $R_L=8\Omega$, $R_g=600\Omega$, $R_f=47\Omega$)

CHARACTERISTIC	SYMBOL	TEST CIRCUIT	TEST CONDITION	MIN.	TYP.	MAX.	UNIT
Quiescent Current	I_{CCQ}	-	$V_{CC}=4\text{V}$	7	-	-	mA
			$V_{CC}=6\text{V}$	-	15	20	
			$V_{CC}=9\text{V}$	-	17	23	
Output Power	P_{OUT}	-	$\text{THD}=10\%$	0.45	0.5	-	W
			$V_{CC}=9\text{V}$, $R_L=16\Omega$	-	0.70	-	
Total Harmonic Distortion	THD	-	$P_{OUT}=100\text{mW}$	-	0.3	1.0	%
Open Loop Voltage Gain	G_{VO}	-	$R_f=0$	65	71	-	dB
Closed Loop Voltage Gain (Note)	G_V	-	$R_f=47\Omega$	47	50	52	dB
Input Resistance	R_{IN}	-	-	-	15	-	$\text{k}\Omega$
Output Noise Voltage	V_{NO}	-	$R_g=10\text{k}\Omega$, $\text{BW}=50\sim 20\text{kHz}$	-	0.4	1.0	mV_{rms}

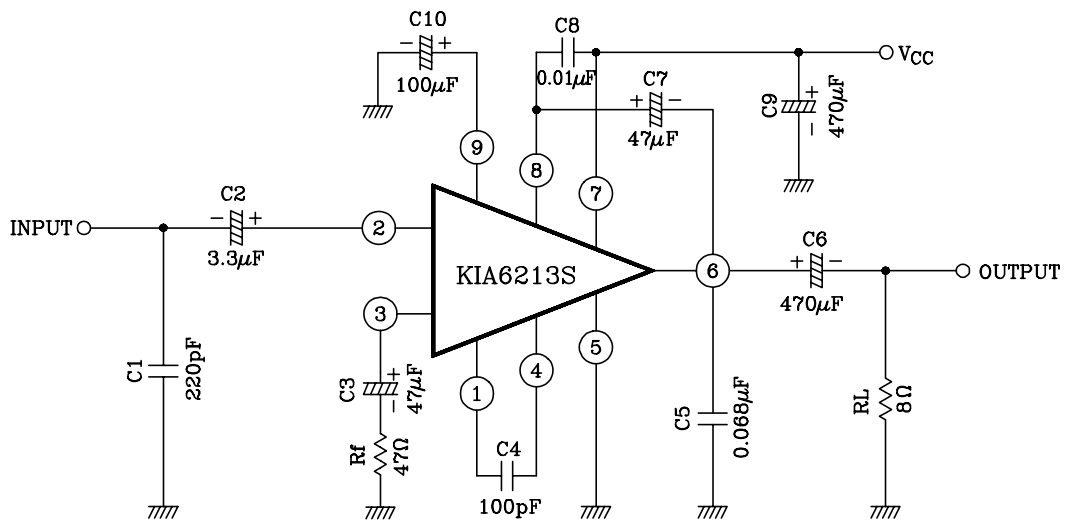
Note) In regard to the vale of closed loop voltage gai, it is possible to be classified.

KIA6213S

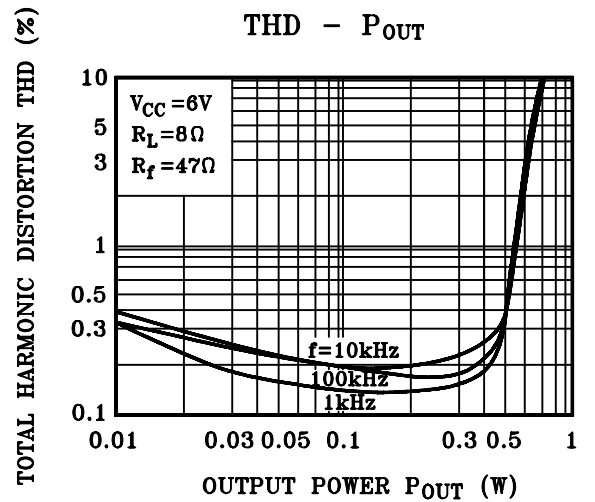
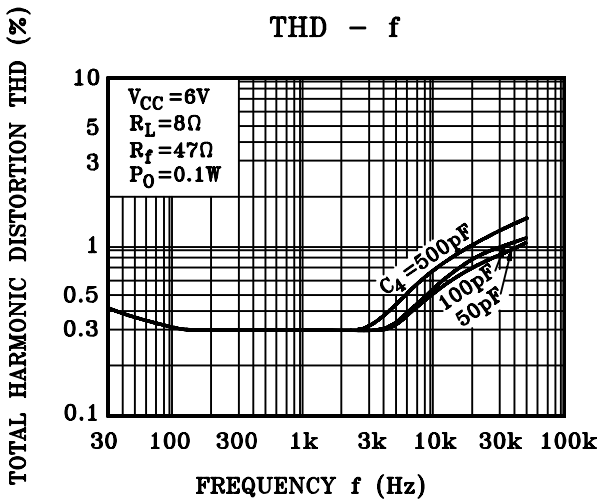
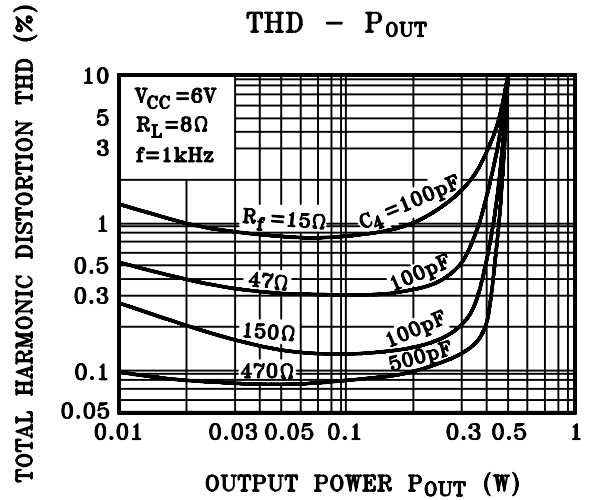
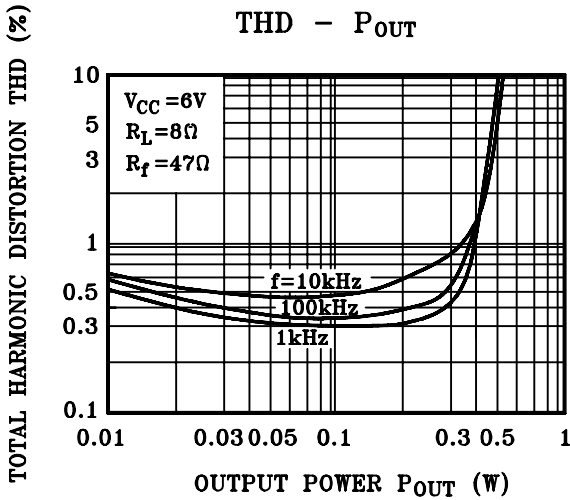
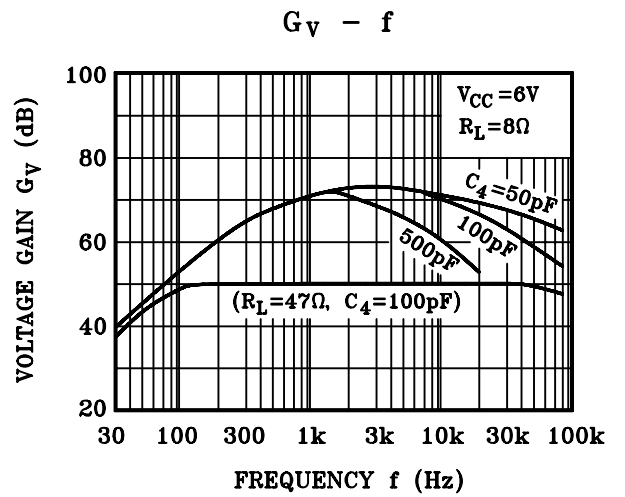
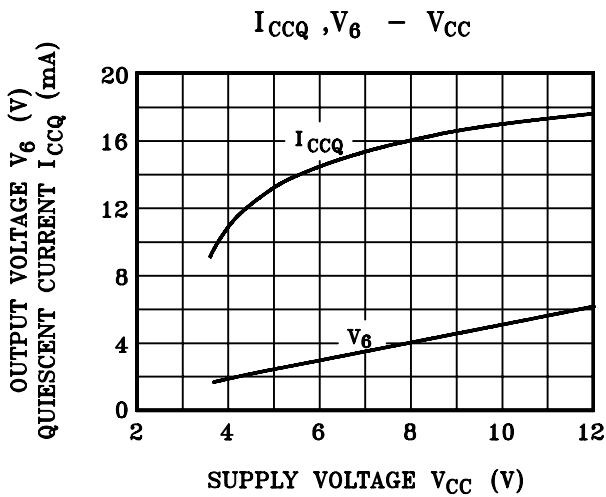
EQUIVALENT CIRCUIT



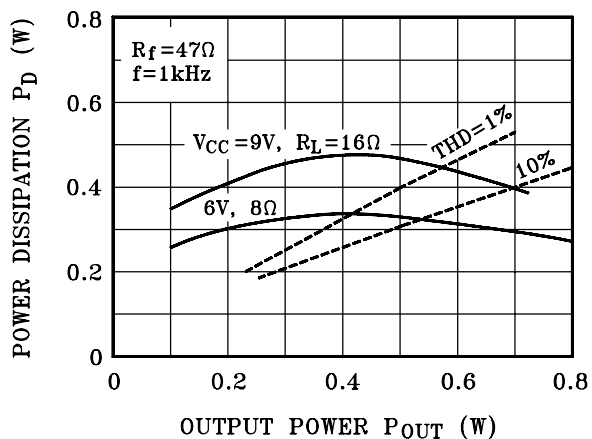
TEST CIRCUIT



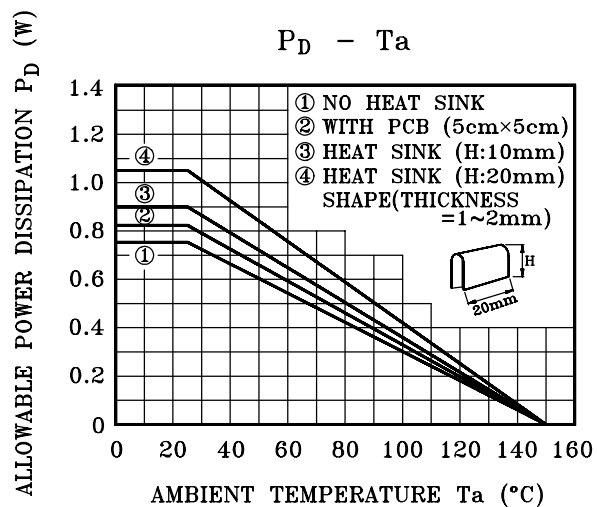
KIA6213S



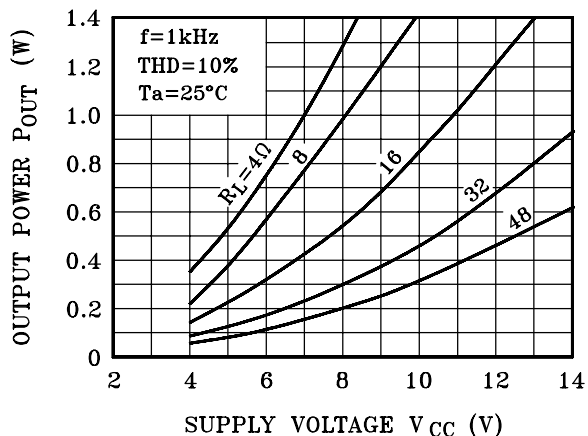
$P_D - P_{OUT}$



$P_D - T_a$



$P_{OUT} - V_{CC}$



$P_D \text{ MAX} - V_{CC}$

